

COVID-19 AIRWAY CHECKLIST



STOP BEFORE ENTERING ROOM
SLOW DOWN CHECK PPE

TEAM


- PPE Spotter
- Primary team
 - MD: Intubator/Lead
 - Airway assistant*
 - Clinical assistant*
- Support team
 - MD: Intubator assist + cardiac arrest lead
 - Airway assistant*
- Review roles

*RT, Medic, Nurse

EQUIPMENT

- AIRWAY ASSIST KIT
- INTUBATION KIT
- Supplies from COVID CART
- Two bougies
- Towels/ramp for positioning
- KIT DUMP Sheets
- Video-laryngoscopy check
- Ventilator + extra filter
- IV equipment
- Medications (w/flush):
 - RSI (Induction/paralytic)
 - Pre-dosed vasopressor
 - Post ETI sedation-analgesia

PLAN

- SUMMARIZE PLAN
 - Preoxygenation
 - Plan A: **MAC VL + BOUGIE**
 - Plan B: **Alternative**
 - Plan C: **Exit strategy**
 - Plan D: **Emergency strategy**
 - Encountered difficulty
 - Cardiac arrest
 - Circuit disconnection
- ADDRESS QUESTIONS?** 


INTUBATION

PREOX

3-5min / SATS >90%

RSI/DSI


- Minimize flow 
- NP 5LPM
- Filtered NRB <15LPM
- Filtered BVM up to 15 lpm w/PEEP 10-15 cmH2O
- NP 5LPM  **2hands** 
- Ketamine 1mg/kg PRN if dissociation needed

- MAY NOT OBTAIN**
- Head up 25° / Sniff position
 - Ketamine 1-1.5mg/kg (if not given in preox OR no longer dissociated)
 - Rocuronium 1.5 mg/kg
 - Maintain airway 
 - 50 second count
 - Place tube (see algorithm)

ANTICIPATE DE SAT 

Closed loop Communication 

POST INTUBATION

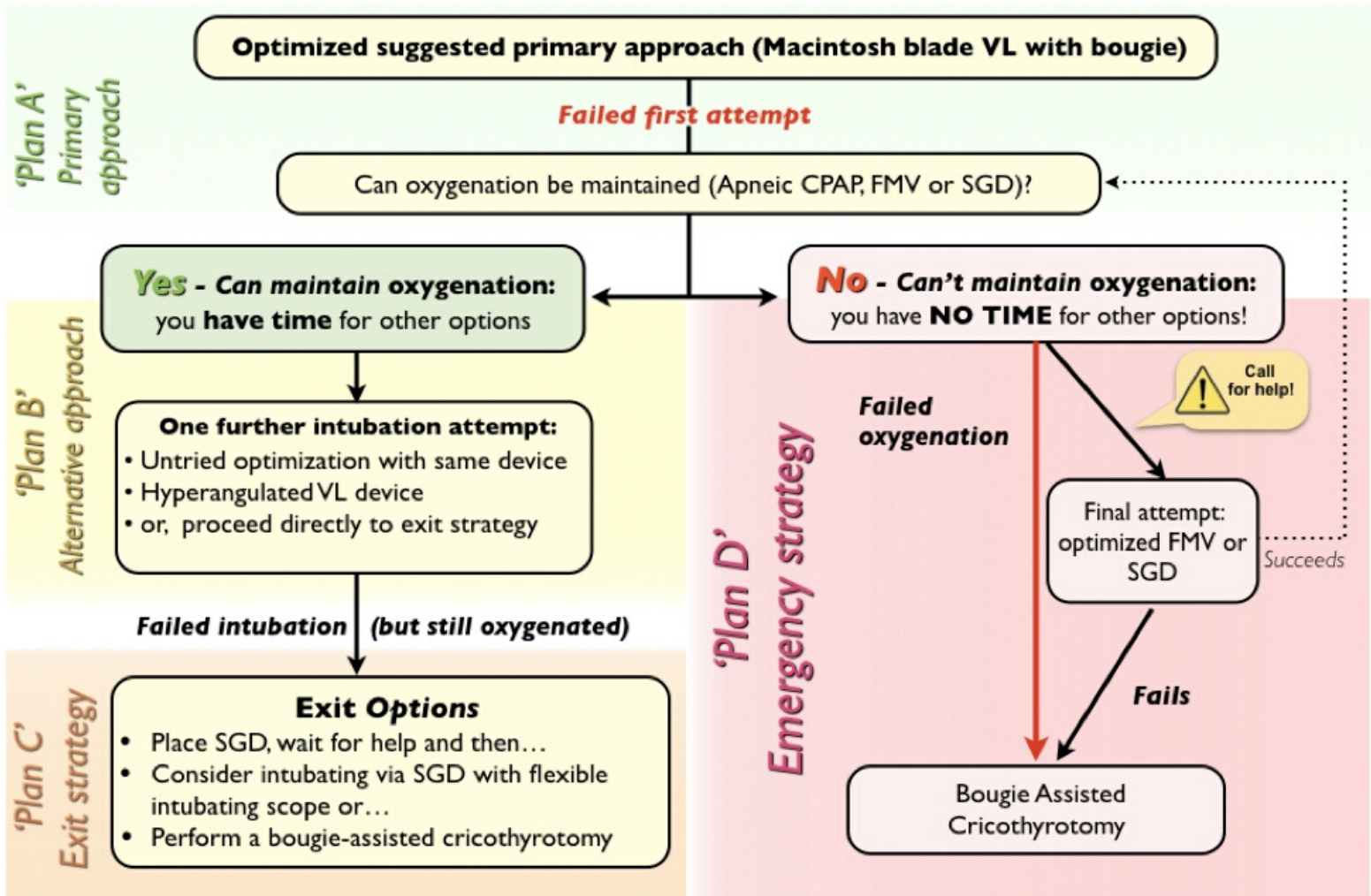
- Inflate cuff before ventilation
- Connect directly to ventilator w/viral filter 
- Confirm tube placement by capnographic waveform - secure
- Suction Required:** Clamp tube; connect inline suction
- Hypotension:** Rescue Pressor + infusion PRN
 - Norepi, Epi, Phenylephrine
- Initial Ventilator:** Vt 6-8mL/kg if Driving pressure < 15, Pplat <30
 - Reassess and titrate as needed PEEP 10-12, FiO2 1.0, RR 16
- Sedation-Analgesia:** Ketamine/Propofol/Fentanyl
 - Bolus doses should be available

CIRCUIT DISCONNECTION
 Place finger over tube and attach filter 

Exit one-by-one 
 Doff with a spotter

COVID-19 Adult Emergency Rapid Sequence Intubation Approach

PPE Check/Team briefing/Checklist review/Pre-oxygenate in designated area/RSI



INTUBATION KIT

Regular ETT 8.0
 Evac TT 7.5
 VL stylet (1)
 10cc syringe (2)
 Lubricant (2)
 Skin marker
 #10 blade
 Regular 6.0 TT

*add from cart:
 Igel - sized
 VL Mac blade sized
 VL HA blade sized
 Rigid Suction
 Colorimetric capnography



AIRWAY ASSIST KIT

BVM with:
 PEEP
 Monometer
 Flexmount
 WFCO2
 Viral Filter
 Mask
 OPA (red)
 Tube secure device
 10cc syringe (2)
 NRB+Nasal prong
 Extra viral filter
 Inline suction

*Add tube clamp from cart



COVID CART (OUTSIDE ROOM)

*not in kits

VL-Mac blade sized
 VL-HA blade sized
 Bougies
 igel / SGA sized
 Colorimetric
 Capnography
 Tube clamps
 Extra supplies
 NRB
 Nasal prong
 OPA
 Alt. Mask Sizes

Be Safe, Slow Down, Take care of yourself in these difficult times